



PRESSES

MECHANICAL • HYDRAULIC • SERVO

Mechanical Tryout Presses

MTO Series

630T - 2500T



Safeties conform to:
CE (EN-16092 : 2018)
OSHA 1910.217
CSA-Z142
NR-12

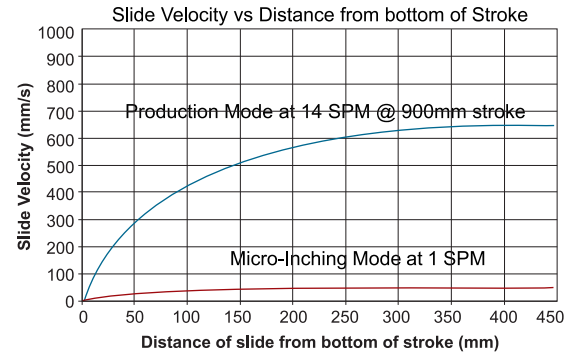
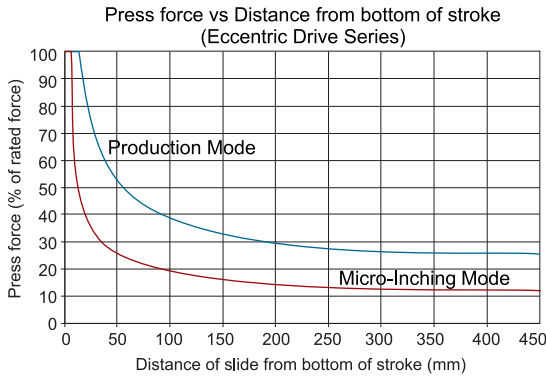
ISO 9001:2015
ISO 14001:2015
OHSAS 18001 :2007

Presses for Tool Prove Out and Pilot Production

High Accuracy • High Rigidity • Safety & Controls


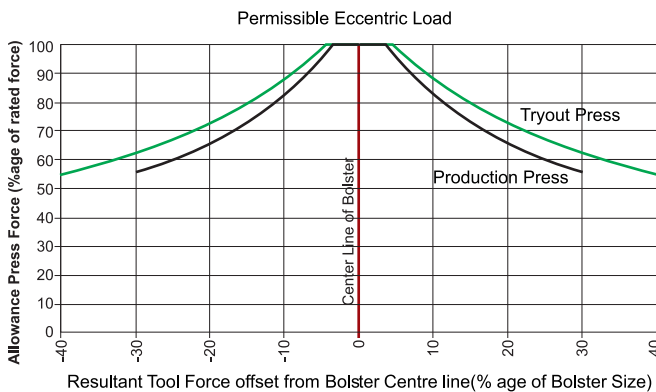
Full Force Micro Inching

- Slide kinematics designed to meet part tryout as well as production requirements with optimum variation in working speed while maintaining requisite force.
- Working speed reduced to 1 spm in micro inching mode for precise control of speed in component working zone with forward and reverse movement of slide.



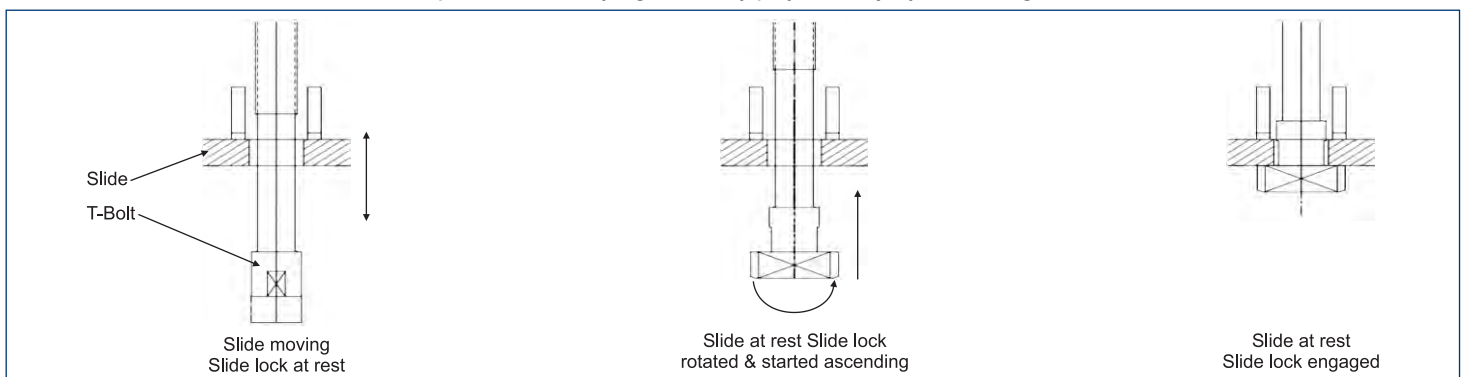
High Rigidity and Eccentric Load Bearing Capability

- Finite Element Analysis (FEA) used to ensure high fatigue life of press structure and maximum rigidity.
- Enhanced die life due to low deflection.
- High Eccentric load bearing capacity with widely spaced suspension points and guides.
- Presses designed with higher specific load bearing capacity permitting trial of dies of varying sizes in same press. Special parameters of high specific load can be offered on request.




Any Position Slide Locking System

- Feature of Tryout Press is any position Slide locking which securely locks the slide at any position between Top dead centre and Bottom dead centre and thus provides safety against any physical injury or damage to the dies.



Moving Bolster

- Electrically driven Moving Bolster in Centre to front or rear direction.
- T-slots as per JIS, JIC & DIN depending upon user's requirement.
- Stepped working platform for ease of operator in front & rear.



Transfer of Die data to Production Press & Signature Analysis

- Identical die data can be transferred to the production equipment.
- Signature Analysis for studying actual load Curve can be provided on demand.
- Programmable Logic Controller with user friendly Operator Interface has operator Screens. HMI (Human Machine Interface) with diagnostic features developed by constant improvements through feedback from Press users.
- Remote online diagnosis feature provided on demand.

Technical Specifications

Model No.	Unit	MTOE/L4-630	MTOE/L4-800	MTOE/L4-1000	MTOE/L4-1250	MTOE/L4-1600	MTOE/L4-2000	MTOE/L4-2500
Maximum Capacity	kN	6300	8000	10000	12500	16000	20000	25000
Rated Distance	mm	13	13	13	13	13	13	13
Strokes Per Minute (Variable)	SPM	8-20	8-20	8-20	8-20	8-20	8-20	8-20
Stroke Length (Fixed)	mm	900	900	900	900	900	900	900
Shut Height (SDAU)	mm	1100/1400	1100/1400	1100/1400	1400	1400	1400	1400
Slide Adjustment (Motorised)	mm	500	500	500	500	500	500	500
Slide & Bolser Face- LR X FB (Alt.1)	mm	4000 x 2500	4000 x 2500	4000 x 2500	4000 x 2500	4300 x 2500	4300 x 2500	4600 x 2800
Slide & Bolser Face- LR X FB (Alt.2)	mm	4300 x 2500	4300 x 2500	4300 x 2500	4300 x 2500	4600 x 2500	4600 x 2500	4900 x 2800
Slide & Bolser Face- LR X FB (Alt.3)	mm	4600 x 2500	4600 x 2500	4600 x 2500	4600 x 2500	4900 x 2800	4900 x 2800	5200 x 3100
Main Motor Power	kW	75	90	110	132	200	200	250
Micro Inching Capacity @ 3mm rated distance	kN	6300	8000	10000	12500	16000	20000	25000
Micro Inching Speed	SPM	1	1	1	1	1	1	1
Die Cushion Capacity @ 6 bar*	kN	1100	1250	1600	2000	2500	3000	3500
Die Cushion Stroke	mm	30-270	30-270	30-270	30-270	30-270	30-270	30-270
Cushion Pad (LR x FB) Alt 1	mm	3550 x 2050	3550 x 2050	3550 x 2050	3550 x 2050	3850 x 2050	3850 x 2050	4150 x 2350
Cushion Pad (LR x FB) Alt 2	mm	3850 x 2050	3850 x 2050	3850 x 2050	3850 x 2050	4150 x 2050	4150 x 2050	4450 x 2350
Cushion Pad (LR x FB) Alt 3	mm	4150 x 2050	4150 x 2050	4150 x 2050	4150 x 2050	4450 x 2350	4450 x 2350	4750 x 2650



1600T Mechanical Tryout Press



2000T Mechanical Tryout Press

Standard Accessories

- Full Force Micro Inching
- Programmable Logic Controller
- Dual Check safety electrical circuit
- Hydraulic Overload Protection
- Variable Speed through AC Inverter
- Motorized Slide adjustment
- Centralized automatic lubrication system
- Pneumatic Clutch & Brake
- Photoelectric guards on front and rear
- Emergency stop buttons
- LED Die Area lights
- Portable two hand operator stands
- Maintenance platform & ladder
- Main Motor forward reverse facility
- Moving Bolster (Center to front or rear movement)
- Programmable Cam switches

Optional Accessories

- Die clamps for Quick Die Change
- Anti Vibration Mounts
- Die Cushion
- Tonnage Monitor with Signature Analysis
- Hand held control unit for Micro Inching Motion
- Hydraulic Clutch & Brake
- Moving bolsters with T-Track.
- Die automation control
- Bearing temperature monitoring system
- Any position slide locking
- Portable two hand operator stands x 4
- REACH 4.0 Enabled Smart Control

Wide Range of Presses

Tandem Press Lines • Transfer Press Lines • Progressive Die Press Lines • Blanking Press Lines • High-Speed Mechanical Presses
 Deep Draw Hydraulic Presses • High-Speed Hydraulic Presses • Hot Forming Press Lines • Tryout Mechanical Presses
 Die Spotting/Tryout Hydraulic Presses • Refractory Press Solutions • Hot/Cold Forging Presses • Special Application Presses



www.isgrec.com



Follow us on:



Sales Offices & Plants : **Isgrec Heavy Engineering Ltd.**
 Yamunanagar - 135 001 (Haryana) India
 Tel.: +91-1732-661 104, 661 140
 E-mail: presses@isgrec.com

Bawal - 123 501 (Haryana) India
 Tel.: +91-1284-302160
 E-mail: smpbawal@isgrec.com

Eagle Press & Equipment Co. Ltd.
 Windsor (Ontario) Canada

Regional Offices : Ahmedabad • Bengaluru • Chennai • Gurgaon • Mumbai • Noida • Pune

Overseas Offices : Chonburi, Thailand • Ontario, Canada • Tennessee, USA

Corporate Office : Isgrec Heavy Engineering Ltd.
 A-4, Sector 24, Noida - 201 301, India
 Tel.: +91-120-408 50 01 / 02

Sales Representatives : Brazil • China • France • Germany • Hungary • Indonesia • Italy • Japan
 Malaysia • Mexico • Poland • Russia • South Africa • Spain • Thailand
 Turkey • USA • Vietnam

*Some of the accessories / fitments shown in the reference photograph may not be part of Standard equipment supplied.
 Isgrec reserves the right to change specifications without prior notice.
 Details given in this Brochure are indicative & may change.*